




CHOOSING YOUR GRAIN CUT OPTION

At Crafted Hardwoods, we offer for each species two different grain cut options that translate into the two most common ways to process a log: **Backsawn** and **Quartersawn**.

Backsawn
2450mm L x 250mm W sawn
Bold visual patterns with
natural timber characteristics



Quartersawn
2450mm L x 500mm W sawn
Linear grain pattern exposing
each veneer



BACKSAWN

Aesthetics: Natural, warm and rustic appearance with attractive patterns. Creates natural variability and a sense of uniqueness.

Size: Panels available in any size up to 2450mm Long x 250mm Wide x 500 Thick (fine sawn)

Whilst 250mm is a common size, being able to order material thicker than 50mm sawn can be an advantage. Just like conventional timber, our material can be joined or laminated to achieve the desired size.



Backsawn: Wide, open grain, often with pronounced and bold visual patterns



Laminated Blackbutt panel

SQUARE TREES?

NOW THAT WOULD BE CONVENIENT!

If trees were naturally square, processing them would be far more efficient. But their round shape in traditional methods often leads to significant waste when converting logs into usable timber.

Thankfully, at Crafted Hardwoods we only grow square trees!

Starting with a square log allows us to produce both Backsawn and Quartersawn timbers with ease. Neither process generates more waste than the other.


READ THE FULL ARTICLE ON OUR BLOG [HERE](#)
SEE MORE PHOTOS IN OUR GALLERY [HERE](#)

QUARTERSAWN

Aesthetics: A clean, uniform appearance with minimal imperfections. Creates a sense of balance and symmetry.

Size: Panels available in any size up to 2450mm Long x 500mm Wide x 250 Thick (fine sawn)

This size panel is larger than traditional sizes, often eliminating the need for laminating and offering a cost-effective solution for many applications. Panels can be laminated and joined, and the linear grain across the broad face makes joints more seamless in appearance.



Quartersawn: Linear, consistent and tight grain patterns



Pink White Gum / White Gum flooring samples

GOOD TO KNOW

The grain cut option is particularly relevant for applications where one face is prominently visible, such as in joinery, wall lining, cladding, benchtops, furniture, flooring, stair treads, and any other types of panelling.


Posts and beams display both grain cut: quartersawn on two opposite sides and backsawn on the alternate opposing sides.

Dowels feature a unique, continuous grain pattern that wraps seamlessly all around. The transitions between cuts is not distinguishable, creating a smooth, cohesive look.

1300 320 610
info@craftedhardwoods.com
www.craftedhardwoods.com



Posts and beams feature each grain cut on adjacent sides.



Stair treads in Quartersawn on the stepping surface means Backsawn grain on the riser face.