

Internal linings



Species: Blackbutt (Backsawn)



We accommodate custom requests: Ceiling lining with integrated ventilation perforations
photo credits: Marnie Hawson

FEATURES

- Engineered hardwood made by upcycling sustainably sourced low-value timber resources.
- Look, feel and properties of traditional timber.
- FSC® and PEFC chain of custody certified.
- VOC-free, formaldehyde-free, and suitable for the most sensitive indoor environments.
- Low-carbon footprint, 100% recyclable.
- Awarded Best New Green Building Material at 2024 Sustainability Awards.



We transform pulp-grade logs into high-performance timber, harnessing the beauty and strength that make hardwood so remarkable. Visit our website to learn more about us, our process, and why it matters.

WWW.CRAFTEDHARDWOODS.COM


1300 320 610

Internal linings



SPECIES AND FINISH OPTIONS









Our core range includes: Blackbutt, NSW Spotted Gum and White Gum. Visit our website to discover our exclusive species. Each species is available in either Quartersawn (consistent linear grain) or Backsawn (pronounced, bold grain) to meet design preferences.



QUARTERSAWN
Modern look with clean linear finish.



BACKSAWN
Rustic look with natural features exposed for character.

Classic lining boards			Width/Cover	Thickness	Length
	V-joint	Bevelled edges where the boards meet form subtle v-grooves, creating a classic and timeless look.	118mm/110mm	14mm	2450mm
	Shiplap	Standard overlapping rebate profile with a small shadow line, adding depth and creating a refined yet natural aesthetic.	118mm/110mm	14mm	2450mm
Profiled lining boards			Width/Cover	Thickness	Length
	Canyon	Features square edges and two channels, enhancing the space with sleek, contemporary architectural appeal.	91mm/78mm	19mm	2450mm
	Forest	Features three channels to create a bolder geometric design, adding texture and striking visual impact.	91mm/78mm	19mm	2450mm
	Lagoon	Features a concave profile with square edges, creating dynamic shadowing that enhances depth and visual interest.	91mm/78mm	19mm	2450mm
	Mountain	Features two concave details within the same width, creating a repeating pattern that offers a bolder, more structured look.	91mm/78mm	19mm	2450mm
	Highland	Features two rounded curves that create a rhythmic pattern, adding texture and dimension.	91mm/78mm	19mm	2450mm
	Dune	Features smooth curves that create a flowing, undulating surface, adding depth and movement.	91mm/78mm	19mm	2450mm

PRODUCT DIMENSION

Our range of lining boards has been designed to use every billet to its fullest, making the most out of every tree.

- **Classic Lining Boards 118x14mm (110mm cover)**
- **Profiled Lining Boards 91x19mm (78mm cover)**
- **End matching is available upon request.** If installing on battens, end matching significantly reduces material waste.

We welcome custom requirements, including matching existing. Do not hesitate to talk to us!

COMPLIANCE

- Certified BAL29: Blackbutt, NSW Spotted Gum
- AS3837 Heat & Smoke Release Rates: Blackbutt, White Gum
- AS5673.1 Wall & Ceiling Linings: Blackbutt, NSW Spotted Gum, White Gum

WE GET MORE FROM EVERY LOG

Not all logs make the cut for traditional construction—but at Crafted Hardwoods, we see potential where others don’t.

- We use **pulp-grade logs typically destined for woodchips** and low-value export
- We recover **twice as much material** from each of these logs via rotary peeling instead of using traditional milling techniques.
- We turn these peeled logs into “square trees”, large dimensionally consistent timber billets that can be cut into **endless possibilities with minimal waste**.

Thoughtful design, responsible sourcing, maximum impact.

